

## Fire Pits, Portable Fire Receptacles and Fireplaces – *Inspection and Renewal in 2018*

Current *Certificates of Continued Use* will be **expiring on October 31, 2018**. Inspections will occur starting mid-summer to determine if the certificate of continued use can be extended.

Check your fire pit, receptacle or fireplace to see if there is any cracks or damage to the structure, if grass has crept into the apron area, if any branches have grown into the 2 metre clearance area or if there has been an accumulation of leaves, needles or other combustible in or around the structure. If so, please address these issues this spring so that you may safely enjoy your recreational fire this summer and that you are able to re-certify your fire pit, receptacle or fireplace.

If you are considering constructing a new fire pit or installing a portable fire receptacle or outdoor fireplace please make sure it conforms with the bylaw specifications in order to be certified:

### Acceptable Fire Pit:

- a minimum of 2 metres clearance, measured from the inside fire pit edge, from all trees (including overhanging branches, shrubs, and combustible structures;
- the base of the fire pit must be built on bare mineral soil or other non-combustible material with a minimum depth of 15 cm;
- the fire pit opening does not exceed 1 metre in diameter or height;
- the fire ring must be constructed of bricks, concrete blocks, heavy gauge metal, or other non-combustible materials acceptable to the Fire Guardian; and
- the fire pit must have a non-combustible apron surrounding the fire ring a minimum width of 61 cm;

### Acceptable Fireplace:

- a minimum of 2 metres clearance, measured from the nearest fireplace edge, is maintained from buildings, property lines or other combustible material;
- the fireplace is constructed of materials, such as bricks or rocks, that are heat and flame resistant;
- the fireplace is equipped with a chimney that is not less than 2.5 metres in height when measured from the base of the fire burning area;
- the fireplace chimney and the fireplace vertical opening is equipped with a regulation screen

- designed to contain and reduce the hazards of airborne sparks;
- the base of the fire burning area is not less than .31 cm above the surrounding grade;
- the fire chamber does not exceed 1.25 metres in width, and is at least 40 cm but not more than 61 cm in depth; and
- the fireplace must have a non-combustible apron surrounding the fireplace a minimum width of 61 cm.

### Acceptable Portable Fire Receptacle:

a Canadian Standards Association (CSA) certified or equivalent outdoor portable fire receptacle meeting the following specifications:

- a minimum of 2 metres clearance, measured from the outside edge of the receptacle,, from all trees (including overhanging branches, shrubs, and combustible structures;
- the base of the receptacle must be built on bare mineral soil or other non-combustible material with a minimum depth of 15 cm;
- The receptacle must have a non-combustible apron surrounding the receptacle a minimum width of 61 cm; and
- The receptacle must have a fine mesh grate that completely covers the opening to the fire chamber and the flue, if there is one, is used while the receptacle is in use.

## Spring FireSmart Cleanup

As easy as



- 1. Clean the gutters and the roof:** Make sure you remove all dead leaves and needles from your gutters, roof and from around your home. This debris left from winter weather is highly combustible and is like a fire starter for your home.
- 2. Clean under the deck:** Keep the surface and area beneath decks and porches free of debris and leaves. Consider sheathing in decks, keeping debris, animals, and embers out.
- 3. Stack firewood away from the house:** Don't make the mistake of keeping firewood stacked close to the house for easy access. If embers accumulate in your wood pile it could ignite your house. Firewood should be stored a minimum of **10 metres** from structures.

## Waiparous Wildfire Mitigation Strategy

The FireSmart Committee, with the assistance of Montane Forest Management, have recently undertaken a review of the current Wildfire Mitigation Strategy. The strategy has been updated and presented to Council for adoption. Council will be considering the document for adoption at their May 7<sup>th</sup> Council meeting.

A copy of the DRAFT Wildfire Mitigation Strategy is available on the Village website.

You can learn more about the Wildfire Mitigation Strategy at the May 5<sup>th</sup> Wildfire Community Preparedness Day event.

**WILDFIRE COMMUNITY  
PREPAREDNESS DAY 2018**

**MARK YOUR CALENDAR  
May 5th  
Waiparous Community Services Facility**





Visit with neighbours and listen to Stew Walkinshaw, a local wildfire expert, entertain and educate us with a presentation of the 2018 Waiparous Wildfire Mitigation Strategy.

Stew will also share his experience of witnessing the wildfires entering the Waterton townsite last year.

Register for a FireSmart Home Assessment  
*Watch Website and Notice Board for Details*

Saturday, May 5th, 2018  
**TOGETHER WE ARE PREPARED**  
Find out more at [www.firesmartcanada.ca](http://www.firesmartcanada.ca)

Sponsored by:



**Emergency Contacts**

**FIRE, POLICE AMBULANCE...911**

**FOREST FIRES.....310-FIRE (3473)**

**GAS – COCHRANE LAKE .403-932-2707**

**POWER – FORTIS.....310-WIRE (9473)**

**FIRE BAN INFO.....1-866-394-3473**

## Burning in Waiparous

Did you know you cannot burn in Waiparous without a Fire Permit except in Approved Fire Pits, Fireplaces, and Portable Fire Receptacles?

Joleen Molenaar is the Village Fire Guardian and she manages Fire Permits on behalf of the Summer Village. For more information please refer to Section 6 of the Waiparous Fire Bylaw or contact the Village Office.

### 2018 Prescribed (Controlled) Burn

The Prescribed Burn that was originally scheduled to occur last spring did not occur first because of heavy moisture just prior to the spring date and then later due to the extreme wildfire hazard. The Burn has been deferred to the Spring of 2018.

Areas being considered for this year's prescribed burn include the area around the Community Services Facility, along Highway 40 on the east side of the Village and at the corner of Chickadee and Eagle.

Planning is in place and when conditions are favorable, the burn will proceed. *Watch for more details.*

### Back 40 FireSmart

FireSmart activities wrapped up in the Back 40 in December. As part of the Back 40 FireSmart work, residents are being allowed access to the west side of the lease through Eau Claire Trail and Cutline Trail to collect firewood. A Temporary Field Authorization (TFA) is in place until April 15<sup>th</sup>, which allows use of motorized vehicles to haul firewood. Residents are requested not to go back into the area when conditions are wet and muddy to limit damage to the trails and ground.

In order to pick up firewood residents will be required to apply and receive a TM66 permit online from Alberta Agriculture and Forestry (AF) at <https://extranet.gov.ab.ca/env/treecuttingpermits/permits> or visit a local AF office to obtain a TM66 permit.

Remember:

- Obey the rules outlined in the TM66
- Be courteous to others and keep in mind all trails are single lane traffic
- Wood obtained from the Back40 cannot be sold
- Be aware of the risk of tree blow down – it is recommended not to go back into the area on windy days
- Be careful as some tree stumps or other pieces of wood might be covered under the snow.